

INVESTMENT OBJECTIVE

The **Anchor BCI Core Income Fund** aims to preserve capital whilst providing income returns.

INVESTMENT PHILOSOPHY

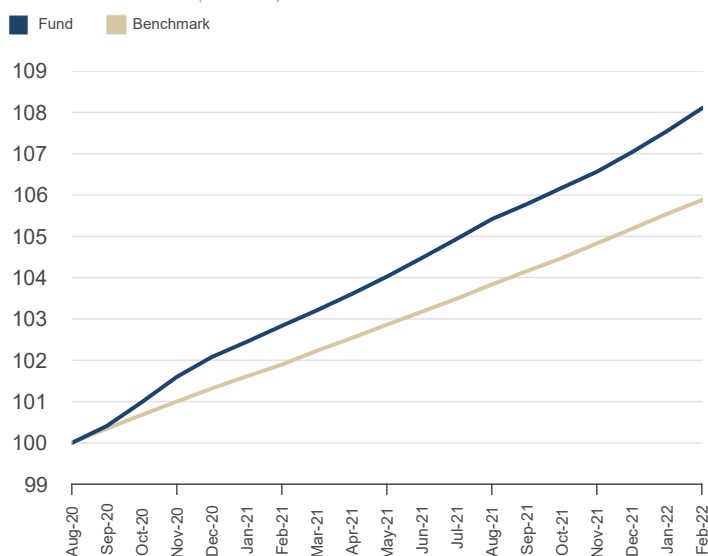
The Anchor BCI Core Income Fund aims to preserve capital, whilst providing income returns higher than those offered by traditional money market portfolios. Investments to be acquired for the portfolio may include assets in liquid form, money market instruments, bonds, fixed deposits, floating-rate instruments, and other interest-earning instruments. The portfolio may also invest in participatory interests and other forms of participation in portfolios of collective investment schemes, registered in South Africa as well as other similar schemes operated in territories with a regulatory environment which is to the satisfaction of the manager and trustee, and of a sufficient standard to provide investor protection at least equivalent to that in South Africa and which is consistent with the portfolio's primary objective. The portfolio may from time to time invest in listed and unlisted financial instruments, in order to achieve the portfolio's investment objective. The manager may only include forward currency, interest rate and exchange rate swap transactions for efficient portfolio management purposes. This mandate is more flexible as the average portfolio duration will be longer than that of traditional money market portfolios. To provide relative capital stability, the weighted average modified duration of the underlying assets is limited to a maximum of two years.

MONTHLY RETURNS (%)

YEAR	JAN	FEB	MAR	APR	MAY	JUN	JUL	AUG	SEP	OCT	NOV	DEC	YTD
2022	0.5	0.5											1.0
2021	0.4	0.4	0.4	0.4	0.4	0.4	0.4	0.5	0.3	0.4	0.4	0.4	4.9
2020									0.4	0.6	0.6	0.5	2.1

FUND PERFORMANCE SINCE INCEPTION

Growth of R100 investment (cumulative).



Investment performance is for illustrative purposes only and calculated by taking actual initial fees and ongoing fees into account for the amount shown with income reinvested on reinvestment date.

FUND INFORMATION

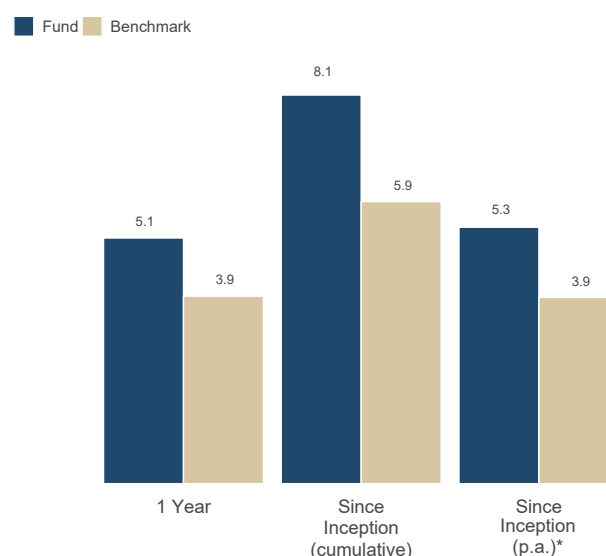
Risk profile: **LOW** | LOW-MOD | MOD | MOD-HIGH | HIGH

Inception Date	01 Sep 2020
Benchmark	StEFI Composite Index
Fund Classification	SA Interest Bearing Short Term
Distributions	Quarterly Declaration Date: 31 Mar/30 Jun/30 Sep/31 Dec
Fees (Incl. VAT):	
Annual Management Fee	0.63%
Total Expense Ratio (TER)	Dec: 0.70% (PY): 0.72%
Portfolio Value	R292.42 mn
Unit Price	101.59 cpu

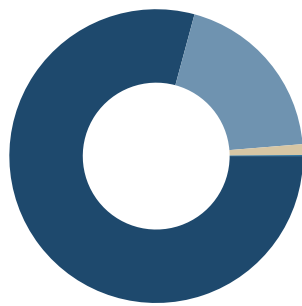
RISK PROFILE: LOW

- This portfolio has relatively low equity exposure, resulting in relatively low volatility compared to higher risk portfolios.
- Where the asset allocation contained in this MDD reflects offshore exposure, the portfolio is exposed to currency risks.
- The portfolio is exposed to default and interest rate risks.
- Therefore, it is suitable for medium-term investment horizons.
- The expected potential long term investment returns are lower over the medium to long-term than higher-risk portfolios.

FUND PERFORMANCE AT 28 FEB 2022 (%)



*Annualised return is the weighted average compound growth rate over the period measured.



■ Floating Rate Bonds - 79.2%
 ■ NCD - 19.5%
 ■ Nominal Bonds - 1.2%
 ■ Local Cash - 0.1%

FUND MANAGER



Nolan Wapenaar

INFORMATION & DISCLOSURES

ISIN Number ZAE000288809
 Distributions 2020 (CPU) Sep 0.39; Dec 1.15 | 2021 (CPU) Mar 1.09; Jun 1.25; Sep 1.26; Dec 1.32

INVESTMENT MANAGER

Anchor Capital (Pty) Ltd is an authorised Financial Services Provider FSP 39834.

- Additional information, including application forms, annual or quarterly reports can be obtained from BCI, free of charge or can be accessed on our website (www.bcis.co.za)
- Valuation takes place daily and prices can be viewed on our website (www.bcis.co.za) or in the daily newspaper.
- Actual annual percentage figures are available to existing investors on request.
- Upon request the Manager will provide the investor with quarterly portfolio investment holdings reports.

SUBSCRIPTIONS

Valuation time 15h00
 Transaction cut-off time 14h00
 Payment reference Initials and Surname
 Minimum investment amount *None

Please send proof of deposit to fax (011) 263 6152 or e-mail instructions@bci-transact.co.za

*Fixed Administration Fee: R15 excluding VAT which will apply to all direct investor accounts with balances of less than R100 000 at month end, unless an investor transacts online, in which case no such fee will be levied.

MANAGEMENT COMPANY INFORMATION

Boutique Collective Investments (RF) (Pty) Ltd,
 Catnia Building Bella Rosa Village, Bella Rosa Street, Belville, 7530
 Tel: 021 007 1500/1/2 | 021 914 1880 | Fax: 086 502 5319
 Email: clientservices@bcis.co.za | www.bcis.co.za

FAIS CONFLICT OF INTEREST DISCLOSURE

Please note that your financial advisor may be a related party to the co-naming partner and/or BCI. It is your financial advisor's responsibility to disclose all fees he/she receives from any related party. The portfolio's TER includes all fees paid by portfolio to BCI, the trustees, the auditors, banks, the co-naming partner, underlying portfolios, and any other investment consultants/managers as well as distribution fees and LISP rebates, if applicable. The portfolio's performance numbers are calculated net of the TER expenses. The investment manager earns a portion of the service charge and performance fees where applicable. In some instance portfolios invest in other portfolios which forms part of the BCI Schemes. These investments will be detailed in this document, as applicable. Boutique Collective Investments adopted the ASISA Standard on Effective Annual Cost ("EAC"). The EAC measure allows you to compare charges on your investments as well as their impact on your investment returns prior to investing. For further information regarding the ASISA Standard on Effective Annual Cost and access to the EAC calculator please visit our website at www.bcis.co.za. BCI calculates the EAC as per the ASISA standard for a period of 3 years up until the most recent TER reporting period.

DISCLAIMER

Boutique Collective Investments (RF) (Pty) Ltd ("BCI") is a registered Manager of the Boutique Collective Investments Scheme, approved in terms of the Collective Investments Schemes Control Act, No 45 of 2002 and is a full member of the Association for Savings and Investment SA. Collective Investment Schemes in securities are generally medium to long term investments. The value of participatory interests may go up or down and past performance is not necessarily an indication of future performance. The Manager does not guarantee the capital or the return of a portfolio. Collective Investments are traded at ruling prices and can engage in borrowing and scrip lending. A schedule of fees, charges and maximum commissions is available on request. BCI reserves the right to close the portfolio to new investors and reopen certain portfolios from time to time in order to manage them more efficiently. Performance figures quoted for the portfolio are from Morningstar, as at the date of this document for a lump sum investment, using NAV-NAV with income reinvested and do not take any upfront manager's charge into account. Income distributions are declared on the ex-dividend date. Actual investment performance will differ based on the initial fees charge applicable, the actual investment date, the date of reinvestment and dividend withholding tax. Investments in foreign securities may include additional risks such as potential constraints on liquidity and repatriation of funds, macroeconomic risk, political risk, foreign exchange risk, tax risk, settlement risk as well as potential limitations on the availability of market information. Should the portfolio invest into another Anchor BCI co-named portfolio, the investing fund will be reimbursed for any net investment management fees incurred by the investment so that there is no additional fee payable to Anchor.

Certain investments - including those involving futures, options, equity swaps, and other derivatives may give rise to substantial risk and might not be suitable for all investors. Income funds derive their income from interest-bearing instruments in accordance with Section 100(2) of the Act. The yield is a current yield and is calculated daily. Boutique Collective Investments (RF) Pty Ltd retains full legal responsibility for the third party named portfolio. Although reasonable steps have been taken to ensure the validity and accuracy of the information in this document, BCI does not accept any responsibility for any claim, damages, loss or expense, however it arises, out of or in connection with the information in this document, whether by a client, investor or intermediary. This document should not be seen as an offer to purchase any specific product and is not to be construed as advice or guidance in any form whatsoever. Investors are encouraged to obtain independent professional investment and taxation advice before investing with or in any of BCI/the Manager's products. Access the BCI Privacy Policy and the BCI Terms and Conditions on the BCI website (www.bcis.co.za).

Anchor Capital (Pty) Ltd (Reg no: 2009/002925/07). An Authorised Financial Services Provider, FSP no: 39834

Call: +27 (0) 11-591-0677 | Email: info@anchorcapital.co.za | Visit: www.anchorcapital.co.za

Standard Bank - 2029 Bond	8.3
FirstRand Bank - 2027 Bond	5.2
Capitec Bank - 2024 Bond	4.8
Investec - 2031 Bond	4.7
Standard Bank - 2025 Bond	4.4
BNP Paribas - 2023 Bond	4.4
ABSA Group - 2022 Bond	4.0
Nedbank - 2022 Bond	2.8
FirstRand Bank - 2026 Bond	2.6
Barlworld - 2024 Bond	2.4

FUND MANAGER COMMENTARY AT 28 FEB 2022

The portfolio was not immune to the effects of the war in Ukraine. What was looking to be a wonderful outcome on 20 February, following a positive budget speech and comfortable local inflation numbers, has since become a pedestrian outcome for the portfolio. Nevertheless, we are pleased that the defensive nature of bonds came to the fore and that the portfolio was able to deliver a positive outcome. We are watching the events unfolding in Ukraine closely and we are continuously evaluating their potential impact on this portfolio. Our primary concern is that oil prices might push higher, stunting global economic growth prospects and fuelling inflation. On the more positive side, we think that South Africa will benefit from the higher commodity prices and that tax collections will be buoyed on the back of higher platinum, gold and palladium prices. Overall, the current environment remains favourable for this asset class, notwithstanding the wobble from the initial knee-jerk, risk-off reaction by financial markets.

FEE DETAILS

	Class A
Initial Fees (BCI) (Incl. VAT)	0%
Advisory Fee (Max) (Incl. VAT)	0%
Ongoing Advisory Fee (Max) (Incl. VAT)	1.15%
Annual Management Fee (Incl. VAT)	
Class A	0.63%
Performance Fee	None
TER and Transaction Cost (Incl. VAT)	
Basic	Dec 21: 0.70% (PY): 0.72%
Portfolio Transaction Cost	Dec 21: 0.00% (PY) 0.00%
Total Investment Charge	Dec 21: 0.71% (PY) 0.72%

A higher TER ratio does not necessarily imply a poor return, nor does a low TER imply a good return. The current TER cannot be regarded as an indication of future TER's. Transaction Costs are a necessary cost in administering the Fund and impacts Fund returns. The TIC should not be considered in isolation as returns may be impacted by many other factors over me including market returns, the type of Fund, the investment decisions of the investment manager and the TER. The TER and Transaction cost calculations are based upon the portfolio's direct costs for the financial year ended 30 June 2021, whilst the underlying portfolios ratio and cost calculations are based upon their most recent published figures, being 31 December 2021.

CUSTODIAN / TRUSTEE INFORMATION

The Standard Bank of South Africa Ltd
 Tel: 021 441 4100