

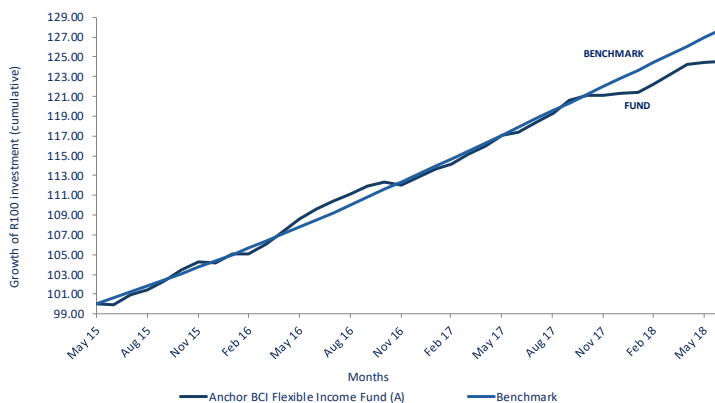
## INVESTMENT OBJECTIVE

The Anchor BCI Flexible Income Fund is a specialist income-generating portfolio. The investment objective of the portfolio is to achieve a high level of sustainable income and stability of capital invested.

## INVESTMENT PHILOSOPHY

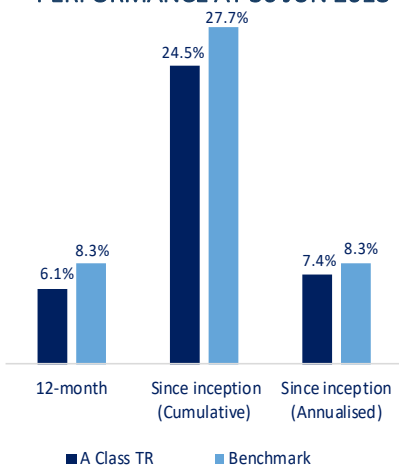
Investments to be acquired for the portfolio may include equity securities, property securities, property related securities, interest-bearing securities, non-equity securities, money-market instruments, preference shares and assets in liquid form. The portfolio may, from time to time, invest in listed and unlisted financial instruments. The manager may only include the following unlisted financial instruments for efficient portfolio-management purposes: forward currency, interest rate and exchange-rate swap transactions. The portfolio will comply with prudent investment guidelines to the extent allowed for by the Act. However, the portfolio's equity exposure may be as high as 10% of the portfolio's net asset value, whilst its property exposure may be as high as 25%.

## CUMULATIVE PERFORMANCE VS. BENCHMARK SINCE INCEPTION



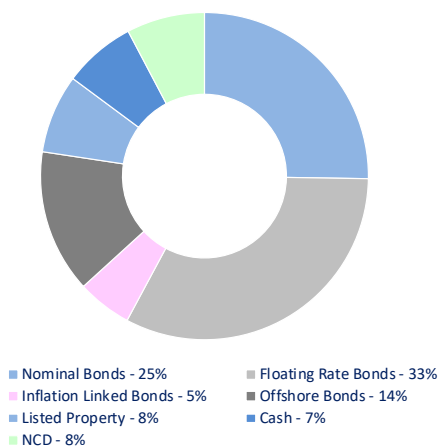
Investment performance is for illustrative purposes only and calculated by taking actual initial fees and ongoing fees into account for amount shown with income reinvested on reinvestment date.

## PERFORMANCE AT 30 JUN 2018

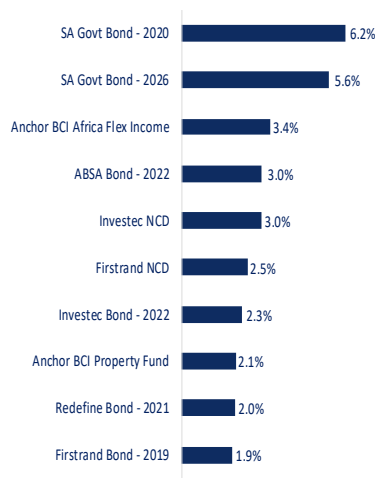


Annualised return is the weighted average compound growth rate over the period measured.

## ASSET ALLOCATION AT 30 JUN 2018



## TOP HOLDINGS AT 30 JUN 2018



## FUND MANAGER COMMENTARY AT 30 JUNE 2018

We are pleased to see the end of June, which was a very difficult month. Factors including the poor local GDP print, escalating trade wars and expectations of reducing global liquidity conspired to create the perfect storm for South Africa and emerging markets (EMs) in general.

Listed Property declined 3.1% for the month, whilst the All Bond Index was down c. 1.2%. This was buffered by the rand weakening 9.45% (based on where we marked the month-end portfolios) over the period.

### RISK PROFILE: LOW

Low	Mod-Low	Mod	Mod-High	High
-----	---------	-----	----------	------

- This portfolio has relatively low equity exposure, resulting in relatively low volatility compared to higher risk portfolios.
- Where the asset allocation contained in this MDD reflects offshore exposure, the portfolio is exposed to currency risks
- The portfolio is exposed to default and interest rate risks.
- Therefore, it is suitable for medium term investment horizons.
- The expected potential long term investment returns are lower over the medium to long term than higher risk portfolios.

### HIGH / LOW MONTHS BY YEAR

Dates	2015	2016	2017	2018
High	1.1%	1.2%	1.1%	0.9%
Low	-0.1%	-0.3%	0.0%	0.1%

Overweight US dollars was the only place to be during the month. However, we are constructive on EMs currently and therefore not overweight US dollars. This means that we returned a modest 0.12% on your investment for the month.

At this stage, we are unlikely to make significant changes to your portfolio. The assets are attractively priced and we think that the headwinds to EMs are likely to gradually abate.

### FUND NAME

Anchor BCI Flexible Income Fund

### ISIN NUMBER

ZAE000202917

### INCEPTION DATE

1 June 2015

### BENCHMARK

STeFI Call Deposit rate +1%

### MINIMUM INVESTMENTS

R25,000 lump sum  
 R1,000 monthly debit order

### FUND CLASSIFICATION

SA Multi Asset-Income

### UNIT PRICE

R102.94

### DISTRIBUTIONS

Quarterly Declaration Date: 28 Feb, 31 May, 31 Aug and 30 Nov

2016 Distribution (cpu): Feb 1.34; May 1.64; Aug 1.71; Nov 1.78

2017 Distribution (cpu): Feb 1.60; May 1.84; Aug 1.72; Nov 1.87

2018 Distribution (cpu): Feb 1.68; May 1.86

### PORTFOLIO VALUE

R993.19 million



## FEES & FAIS DISCLOSURE

Initial fees (BCI) (incl VAT)	0.00%
Advisory Fee (Max) (incl VAT)	3.45%
Ongoing Advisory Fee (Max) (incl VAT)	1.15%

<b>Annual Management Fee (incl VAT)</b>	
Class A	1.15%
Performance fee	None

<b>TER and Transaction Cost (incl VAT)</b>	
Basic	Mar 18: 1.26% (PY): 1.27%
Portfolio Transaction Cost	Mar 18: 0.05% (PY): 0.04%
Total Investment Charge	Mar 18: 1.31% (PY): 1.31%

A higher TER ratio does not necessarily imply a poor return, nor does a low TER imply a good return. The current TER cannot be regarded as an indication of future TER's. Transaction Costs are a necessary cost in administering the Fund and impacts Fund returns. It should not be considered in isolation as returns may be impacted by many other factors over time including market returns, the type of Fund, the investment decisions of the investment manager and the TER. The TER and Transaction Costs cannot be determined accurately because of the short life span of the Fund. Calculations are based on actual data where possible and best estimates where actual data is not available. The TER and Transaction cost calculations are based upon the portfolio's direct costs for the financial year ended 31 August 2017, whilst the underlying portfolio's ratio and cost calculations are based upon their most recent published figures, being 31 March 2018.

## FAIS CONFLICT OF INTEREST DISCLOSURE

Please note that your financial advisor may be a related party to the co-naming partner and/or BCI. It is your financial advisor's responsibility to disclose all fees he/she receives from any related party. The portfolio's TER includes all fees paid by portfolio to BCI, the trustees, the auditors, banks, the co-naming partner, underlying portfolios, and any other investment consultants/ managers as well as distribution fees and LISP rebates, if applicable. The portfolio's performance numbers are calculated net of the TER expenses. The investment manager earns a portion of the service charge and performance fees where applicable. In some instance portfolios invest in other portfolios which forms part of the BCI Schemes. These investments will be detailed in this document, as applicable.

Boutique Collective Investments adopted the ASISA Standard on Effective Annual Cost ("EAC"). The EAC measure allows you to compare charges on your investments as well as their impact on your investment returns prior to investing. For further information regarding the ASISA Standard on Effective Annual Cost and access to the EAC calculator please visit our website at [www.bcis.co.za](http://www.bcis.co.za).

## SUBSCRIPTIONS

<b>Valuation time</b>	15h00
<b>Transaction cut-off time</b>	14h00
<b>Payment reference</b>	Initials and Surname

Please send proof of deposit to fax (011) 263 6152 or e-mail [instructions@bcis-transact.co.za](mailto:instructions@bcis-transact.co.za)

## DISCLAIMER

Boutique Collective Investments (RF) (Pty) Ltd ("BCI") is a registered Manager of the Boutique Collective Investments Scheme, approved in terms of the Collective Investments Schemes Control Act, No 45 of 2002 and is a full member of the Association for Savings and Investment SA. Collective Investment Schemes in securities are generally medium to long term investments. The value of participatory interests may go up or down and past performance is not necessarily an indication of future performance. The Manager does not guarantee the capital or the return of a portfolio. Collective Investments are traded at ruling prices and can engage in borrowing and scrip lending. A schedule of fees, charges and maximum commissions is available on request. BCI reserves the right to close the portfolio to new investors and reopen certain portfolios from time to time in order to manage them more efficiently. Performance figures quoted for the portfolio are from Morningstar, as at the date of this document for a lump sum investment, using NAV-NAV with income reinvested and do not take any upfront manager's charge into account. Income distributions are declared on the ex-dividend date. Actual investment performance will differ based on the initial fees charge applicable, the actual investment date, the date of reinvestment and dividend withholding tax. Investments in foreign securities may include additional risks such as potential constraints on liquidity and repatriation of funds, macroeconomic risk, political risk, foreign exchange risk, tax risk, settlement risk as well as potential limitations on the availability of market information. Should the portfolio invest into another Anchor BCI co-named portfolio, the investing fund will be reimbursed for any net investment management fees incurred by the investment so that there is no additional fee payable to Anchor.

Certain investments - including those involving futures, options, equity swaps, and other derivatives may give rise to substantial risk and might not be suitable for all investors. Income funds derive their income from interest-bearing instruments in accordance with Section 100(2) of the Act. The yield is a current yield and is calculated daily. Boutique Collective Investments (RF) Pty Ltd retains full legal responsibility for the third party named portfolio. Although reasonable steps have been taken to ensure the validity and accuracy of the information in this document, BCI does not accept any responsibility for any claim, damages, loss or expense, however it arises, out of or in connection with the information in this document, whether by a client, investor or intermediary. This document should not be seen as an offer to purchase any specific product and is not to be construed as advice or guidance in any form whatsoever. Investors are encouraged to obtain independent professional investment and taxation advice before investing with or in any of BCI/the Manager's products.

## MARKET COMMENTARY

We remain of the view that EM fundamentals have not shifted materially, with high commodity prices (in particular oil) likely to be supportive of EMs. We also still believe that a stronger US (which we expect for the remainder of 2018) will provide support to EMs.

The tariffs that are being implemented against China on 6 July are still relatively minor and are only likely to shave 0.1% off the growth rates in the US and China. Even with a full-scale escalation of tariffs, which is being touted, the impact will remain manageable, in our view. At the moment, the trade war is the US vs the rest of the world. As long as the rest of the world doesn't descend into fighting amongst themselves then this will be painful, but manageable and will pass.

We find that listed property with blue-chip dividend yields between 9% and 10% is attractive and we have been increasing your exposure. Similarly, in our view, the R186 bonds are attractive when yields are towards 9% and we have significantly increased the portfolio exposure.

The rand has weakened by 8.1% over the month and we think that it is slightly too weak. However, the currency is volatile and could certainly weaken further, although we have been gradually reducing the US dollar exposure of the portfolio. This is all consistent with our view that we are unlikely to enter a full-blown EMs crisis, while the US is growing solidly and commodity prices are holding up. Therefore, we think that the pessimistic mood that has pervaded the markets is too negative and that sentiment will recover over time. For now, the yield on the assets in question is attractive and we are happy to just sit earning the interest and dividend income.

## FUND MANAGER



Nolan Wapenaar is a CA (SA) and has a M Com degree. He has 16 years fixed-income experience, including domestically at Rand Merchant Bank and Efficient Select. His offshore experience was at Deutsche Bank. He is responsible for the Fixed Income Asset Class at Anchor Capital.

## INFORMATION AND DISCLOSURES

### Investment Manager

Anchor Capital (Pty) Ltd is an authorised Financial Services Provider FSP 39834.

- Additional information, including application forms, annual or quarterly reports can be obtained from BCI, free of charge or can be accessed on our website ([www.bcis.co.za](http://www.bcis.co.za))
- Valuation takes place daily and prices can be viewed on our website ([www.bcis.co.za](http://www.bcis.co.za)) or in the daily newspaper.
- Actual annual percentage figures are available to existing investors on request.
- Upon request the Manager will provide the investor with quarterly portfolio investment holdings reports

### Management Company Information

Boutique Collective Investments (RF) (Pty) Ltd  
Catnia Building  
Bella Rosa Village, Bella Rosa Street  
Belville, 7530  
Tel: 021 007 1500/1/2 | 021 914 1880, Fax: 086 502 5319  
Email: [clientservices@bcis.co.za](mailto:clientservices@bcis.co.za)  
[www.bcis.co.za](http://www.bcis.co.za)

### Custodian/Trustee Information

The Standard Bank South Africa Ltd  
Tel: 021 441 4100